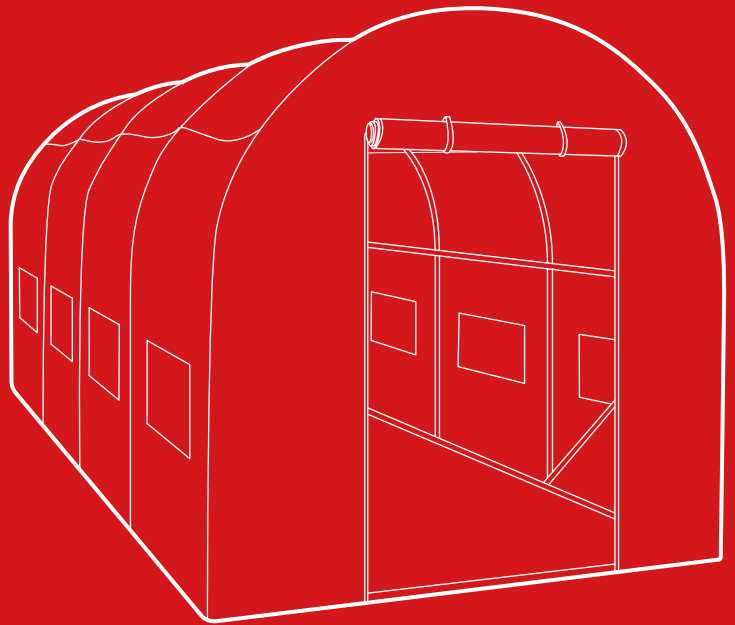




bestchoiceproducts



INSTRUCTION MANUAL

Tunnel Greenhouse



bestchoiceproducts

Thank you for choosing us! Since 2002, Best Choice Products has been bringing customers high-quality products at the absolute lowest price. With everything ranging from instruments and toys to furniture and outdoor, we've got your everyday living essentials covered. We're centered around a customer-first philosophy – with free shipping, exceptional customer service, and a catalog sourced with you in mind.

TOOLS REQUIRED



PHILLIPS
SCREWDRIVER

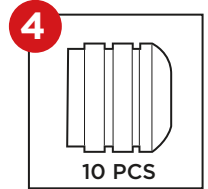
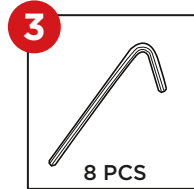
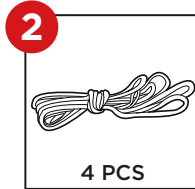
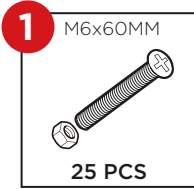


2 PERSON
ASSEMBLY

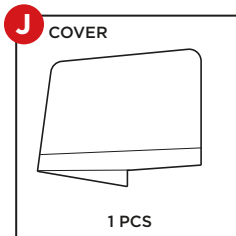
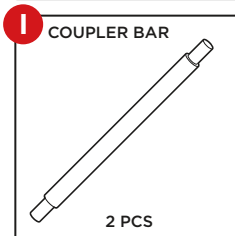
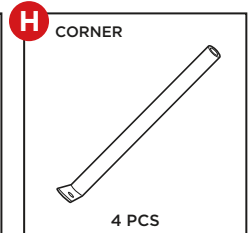
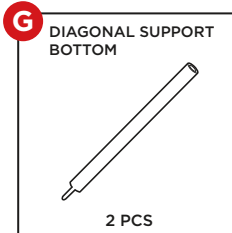
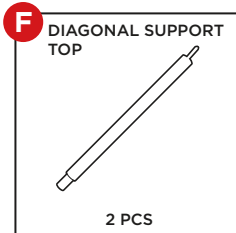
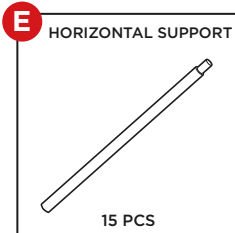
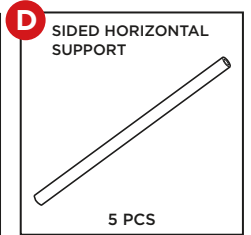
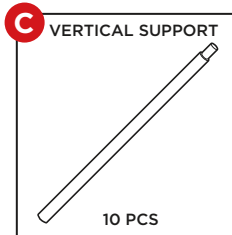
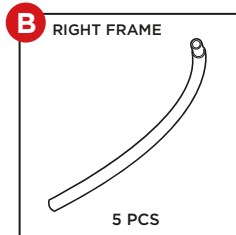
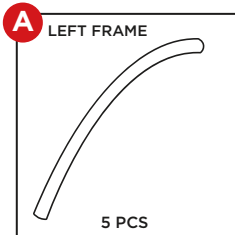


APPROXIMATELY
1 HOUR
ASSEMBLY

HARDWARE



PARTS

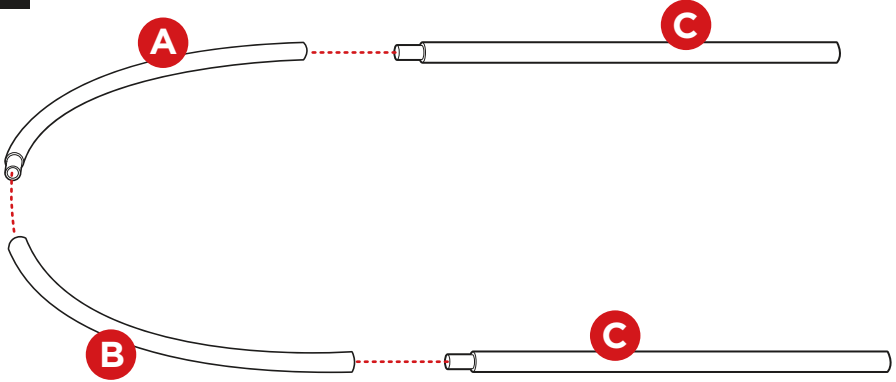


PRODUCT ASSEMBLY

Please retain these instructions for future reference.

1

Assemble a curved frame piece. Repeat four times to build the other curved frame pieces.



2

Assemble five horizontal supports.



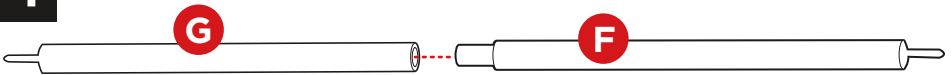
3

Assemble two floor supports.



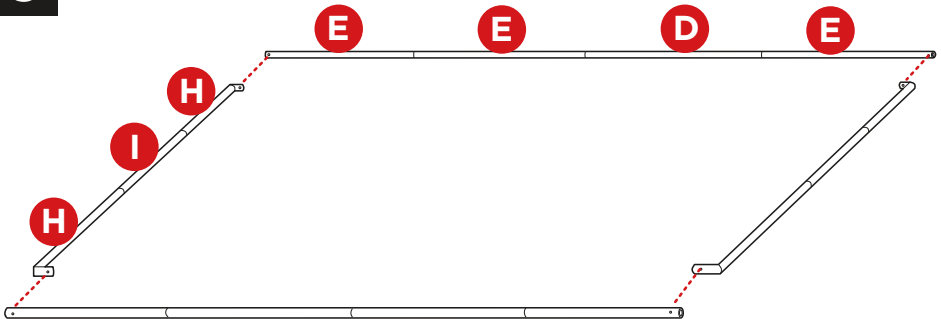
4

Assemble two diagonal supports.



5

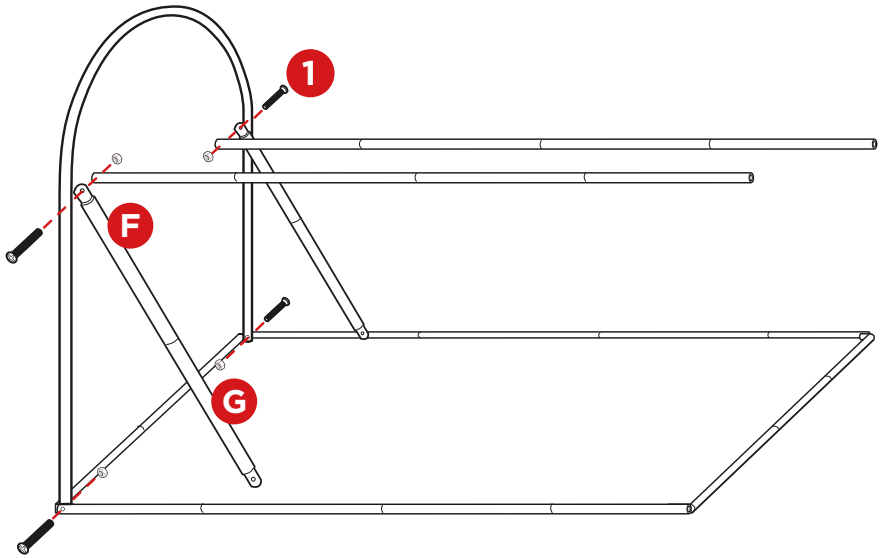
Position the two floor supports and two horizontal supports to form the bottom frame.



PRODUCT ASSEMBLY

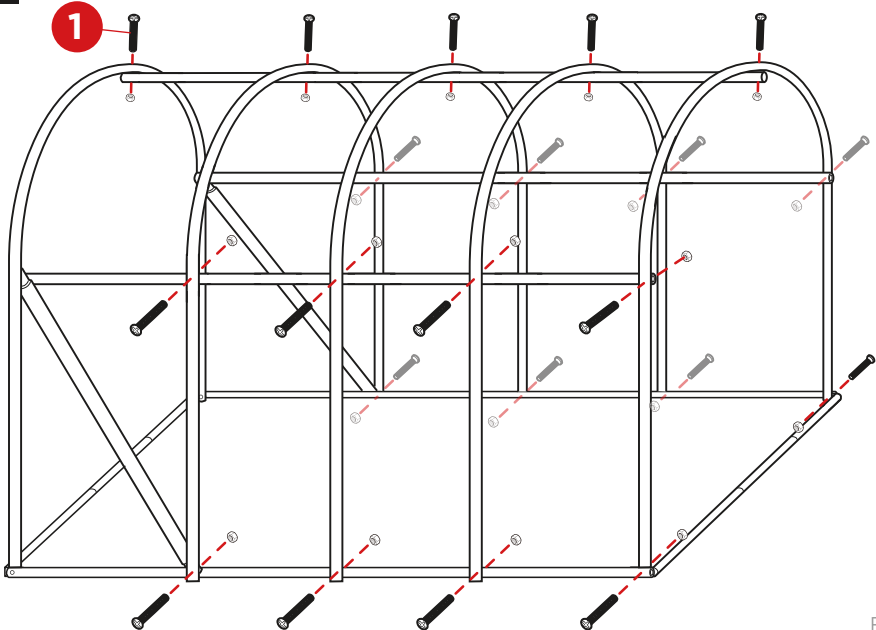
6

Attach a curved frame piece to the bottom frame with two part 1 bolt sets, one on each side. Attach two horizontal supports and two diagonal supports to the curved frame piece with two part 1 bolt sets, one on each side.



7

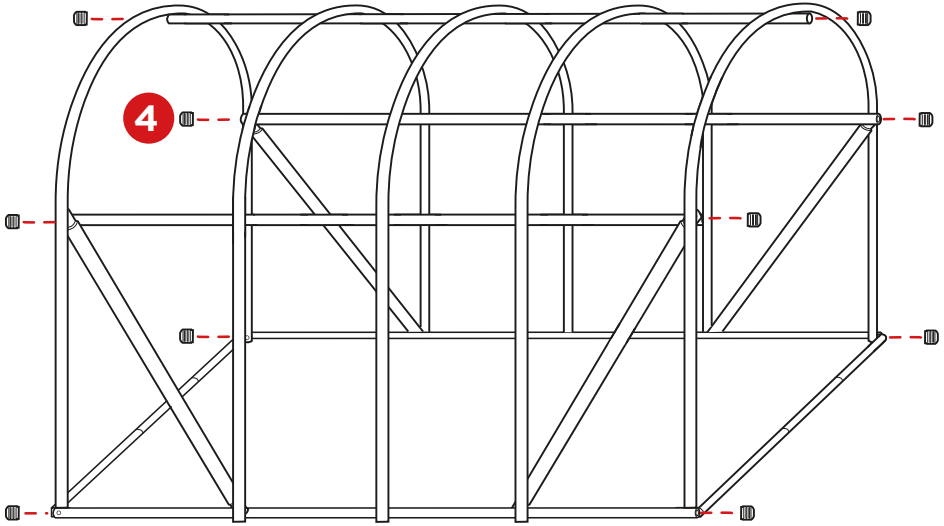
Attach the remaining horizontal support and four curved frame pieces to build the greenhouse frame.



PRODUCT ASSEMBLY

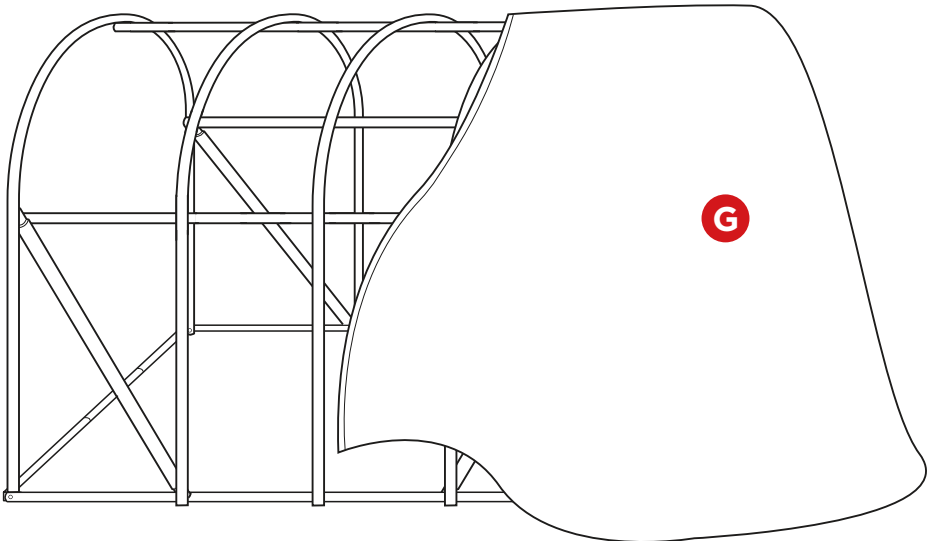
8

Place part 4 end caps on the ends of the horizontal supports.



9

Pull the part G cover over the assembled frame. Use the Velcro® straps and ties on the inside of the cover to secure it to the frame.

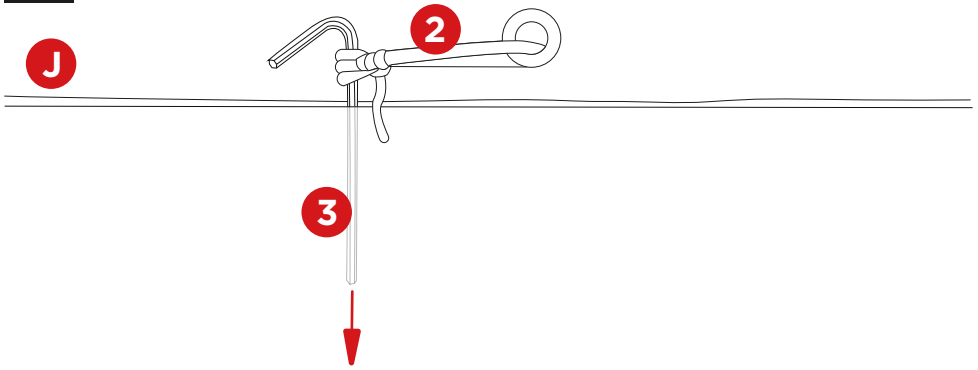


NOTE: Unzip the door before sliding the cover over the frame. The door can be positioned on either side of the greenhouse

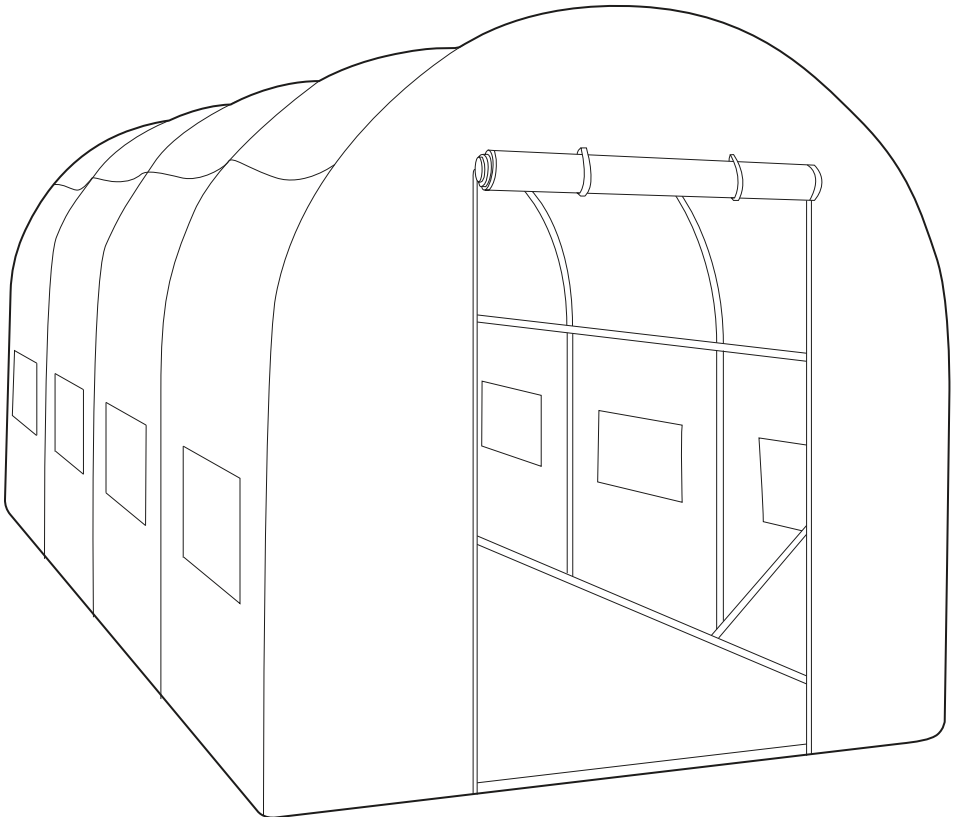
PRODUCT ASSEMBLY

10

Use the grommets on the cover to secure the greenhouse to the ground with the part 2 ropes and part 3 stakes.



ASSEMBLY COMPLETE!



NOTICE



- Firmly secure all bolts, screws, and knobs before use.
- Reconfirm that all bolts, screws, and knobs are secure every 90 days.
- Product is intended for outdoor use only.
- If any parts are missing, broken, damaged, or worn, stop using this item until repairs are made and/or replacement parts are installed.
- Do not use this item in a way inconsistent with the manufacturer's instructions as this could void the product warranty.

PRODUCT WARRANTY INFORMATION

All items can be returned for any reason within 60 days of the receipt and will receive a full refund as long as the item is returned in its original product packaging and all accessories from its original shipment are included. All returned items will receive a full refund back to the original payment method. All returned items will not be charged a re-stocking fee.

All returned items require an RA (Return Authorization) number, which can only be provided by a Best Choice Products Customer Service Representative when the return request is submitted. Items received without an RA may not be accepted or may increase your return processing time. Once an item has been received by Best Choice Products, refunds or replacements will be processed within 5 business days.

All returns must be shipped back to the Best Choice Products Return Center at the customer's expense. If the reason for return is a result of an error by Best Choice Products then Best Choice Products will provide a pre-paid shipping label via email. Boxes for return shipping will not be provided by Best Choice Products, and is the customer's responsibility to either use the original shipping boxes or purchase new boxes.

Pictures may be required for some returns to ensure an item is not damaged prior to its return. Items returned are not considered undamaged until they are received by Best Choice Products and verified as such. All damages to items are the customer's responsibility until the item has been received by and acknowledge by Best Choice Products as undamaged.

CONTACT US; WE'RE HERE 7 DAYS A WEEK TO HELP YOU!



[bestchoiceproducts.com](https://www.bestchoiceproducts.com)



customerservice@bestchoiceproducts.com



844.948.8400



[LEARN MORE!](#)

WARNING

Manufacturer and seller expressly disclaim any and all liability for personal injury, property damage or loss, whether direct, indirect, or incidental, resulting from the incorrect attachment, improper use, inadequate maintenance, or neglect of this product.