



bestchoiceproducts



INSTRUCTION MANUAL

Inflatable Santa Claus

PARTS

A

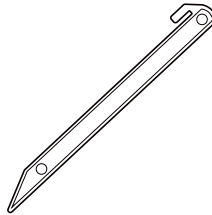
ROPE TETHER



2 PCS

B

STAKE



2 PCS



1 PERSON
ASSEMBLY



APPROXIMATELY
20 MIN.
ASSEMBLY

NOTICE

- Do not attempt to inflate in windy conditions. If the weather is too windy, deflate the inflatable, secure it, and wait for better weather conditions.
- Do not expose this inflatable to rain, moisture, or dust.
- Do not touch the inflatable if your hands are wet.
- Only place this inflatable on ground that is free from snow, excessive dirt or dust, moisture, and leaves.
- Please use all the provided rope and stakes to properly secure the inflatable.
- Protect the electric fan and power cord from exposure to water.
- If any parts are missing, broken, damaged, or worn, stop using this product until repairs are made and/or factory replacement parts are installed.
- Do not use this item in a way inconsistent with the manufacturer's instructions as this could void the product warranty.

CLEANING AND STORAGE

- Use mild detergent and cold water to wipe the inflatable clean.
 - Do not wipe the fan or motor with water.
- Leave it inflated until it is completely dry.
- Unplug, roll-up, and store it in the original packaging.

TROUBLESHOOTING

Not inflating properly	Not plugged in properly	Make sure it is properly plugged in
	Debris lodged in motor	Clean the motor of obstructions
	Zipper open	Fully close the zipper

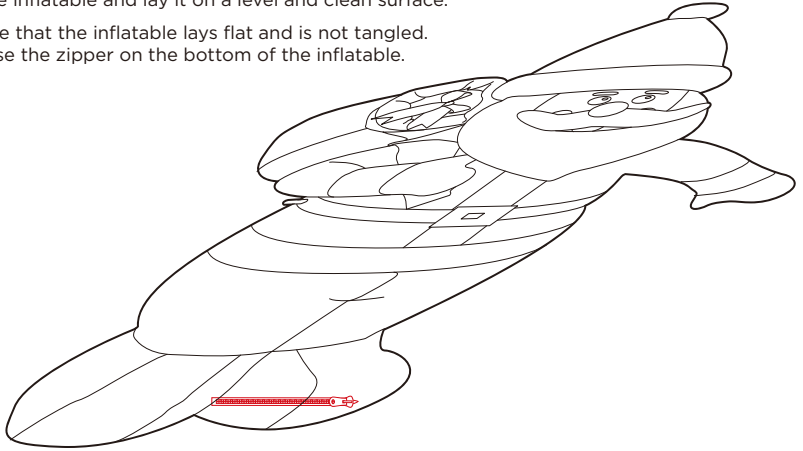
PRODUCT ASSEMBLY

Please retain these instructions for future reference.

1

Unroll the inflatable and lay it on a level and clean surface.

Make sure that the inflatable lays flat and is not tangled.
Fully close the zipper on the bottom of the inflatable.



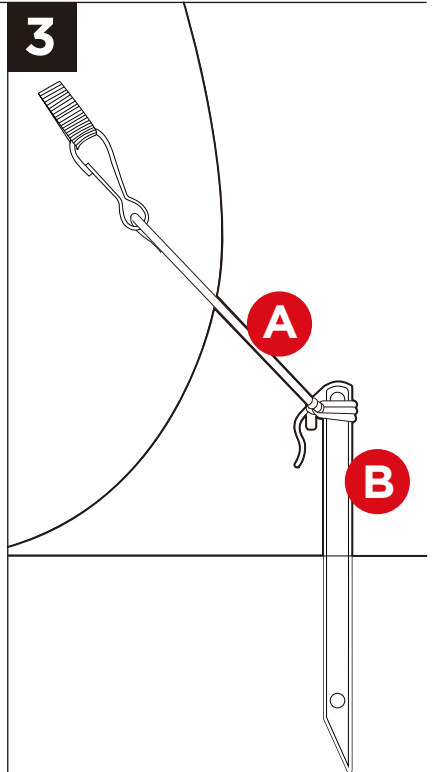
2



Plug the fan into an outlet to turn it on.

Arrange the weights inside so they sit on the bottom of the inflatable.

3



Clip the part A rope tethers to the loops on the sides of the inflatable and secure it to the ground with the two part B stakes.

ASSEMBLY COMPLETE!

bcp



PRODUCT WARRANTY INFORMATION

All items can be returned for any reason within 60 days of the receipt and will receive a full refund as long as the item is returned in its original product packaging and all accessories from its original shipment are included. All returned items will receive a full refund back to the original payment method. All returned items will not be charged a re-stocking fee.

All returned items require an RA (Return Authorization) number, which can only be provided by a Best Choice Products Customer Service Representative when the return request is submitted. Items received without an RA may not be accepted or may increase your return processing time. Once an item has been received by Best Choice Products, refunds or replacements will be processed within 5 business days.

All returns must be shipped back to the Best Choice Products Return Center at the customer's expense. If the reason for return is a result of an error by Best Choice Products then Best Choice Products will provide a pre-paid shipping label via email. Boxes for return shipping will not be provided by Best Choice Products, and is the customer's responsibility to either use the original shipping boxes or purchase new boxes.

Pictures may be required for some returns to ensure an item is not damaged prior to its return. Items returned are not considered undamaged until they are received by Best Choice Products and verified as such. All damages to items are the customer's responsibility until the item has been received by and acknowledge by Best Choice Products as undamaged.

CONTACT US; WE'RE HERE 7 DAYS A WEEK TO HELP YOU!



bestchoiceproducts.com



customerservice@bestchoiceproducts.com



844.948.8400



[LEARN MORE!](#)

WARNING

Manufacturer and seller expressly disclaim any and all liability for personal injury, property damage or loss, whether direct, indirect, or incidental, resulting from the incorrect attachment, improper use, inadequate maintenance, or neglect of this product.